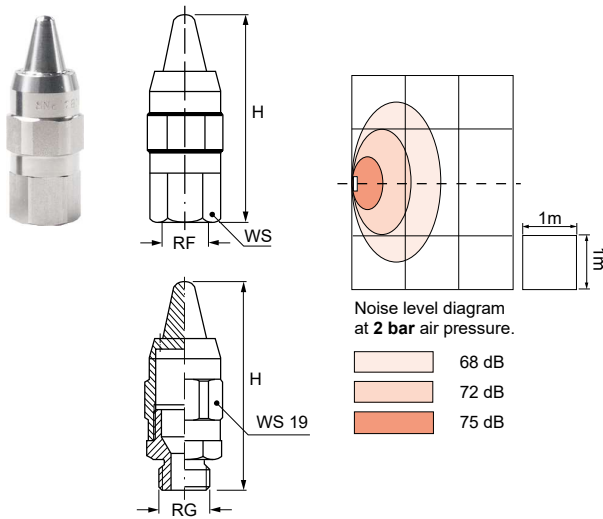


# UEA D020 (FULL CONE NOZZLES)

AIR BLOWING NOZZLES



## AIR BLOW-OFF NOZZLES, ROUND JET

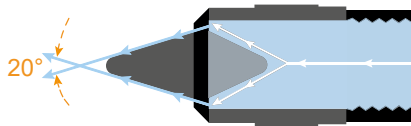
UEA D020 compressed air blowing nozzles produce a powerful air jet concentrated on a well defined impact point. They are specially designed for deep and blind holes drying, produce lower noise and reduce pressure loss.

- **Thread size** 1/4"
- **Thread specification** BSP, NPT
- **Material**
  - V7** Aluminium, electroless nickel plated
  - B31** AISI 316L Stainless steel
- **Typical applications**
  - Water removal from surfaces
  - Flocks and water blow off

Code	RF inch	Air capacity at different pressure values (Nm <sup>3</sup> /hour) (bar)					H mm	WS mm
		2.0	3.0	4.0	5.0	6.0		
UEA D020 xx yy	1/4"	15	20	25	31	35	55	17

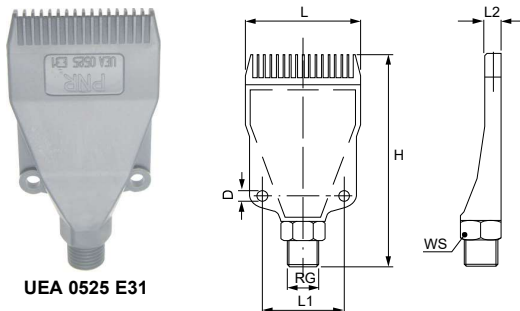
HOW TO MAKE UP THE NOZZLE CODE EX.: UEA D020 B31SG

UEA D020 B31 yy

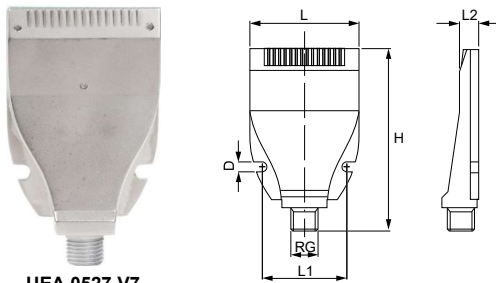


These air blowers meet the requirements of American OSHA regulations

# UEA 0525 / 0527 (AIR BLOWERS - FLAT FAN)

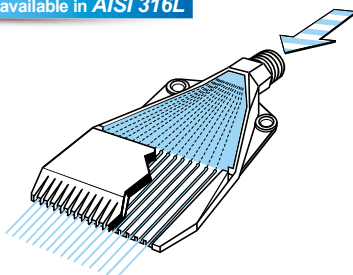


UEA 0525 E31



UEA 0527 V7

NEW Also available in AISI 316L

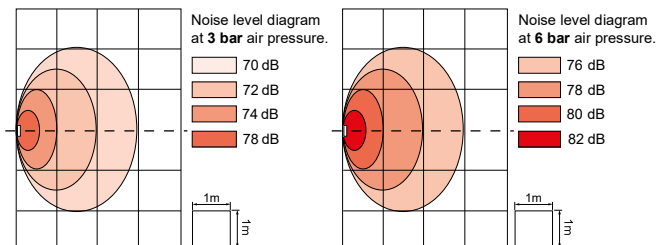


These air blowers meet the requirements of American OSHA regulations

## AIR BLOWERS, FLAT FAN

UEA series compressed air blowers are the best choice for operating environments requiring strong impact laminar sprays. The compressed air flow is blown through 16 orifices producing a strong impact jet, limited noise level and uniform spray. They are suitable to be installed on moving conveyors.

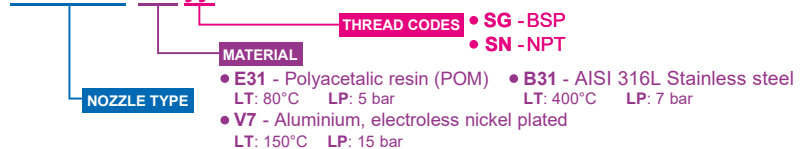
- **Thread size** 1/4"
- **Thread specification** BSPT, NPT
- **Material**
  - E31** Polyacetalic resin (POM)
  - V7** Aluminium, electroless nickel plated
  - B31** AISI 316L
- **Typical applications**
  - Water removal from surfaces
  - Flocks and water blow off



Code	RG inch	Air capacity at different pressure values (Nm <sup>3</sup> /hour) (bar)					H mm	L mm	L1 mm	L2 mm	D mm	WS mm
		1.0	2.0	3.0	4.0	5.0						
UEA 0525 E31 yy	1/4"	10	17	22	28	33	90.0	48	35	6.5	4.5	16
UEA 0527 xx yy		10	17	22	28	33	86.5	51	40	9.0	5.1	17

HOW TO MAKE UP THE NOZZLE CODE EX.: UEA 0525 E31SG

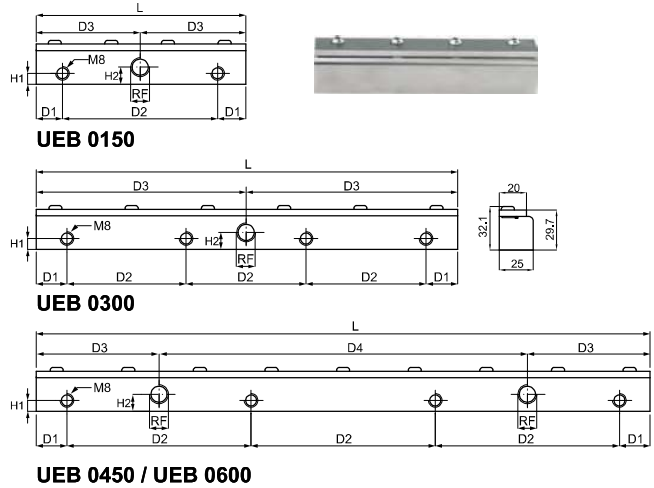
UEA 0525 E31 yy



**HIGH EFFICIENCY AIR KNIVES**

UEB air knives produce a high impact laminar jet of compressed air. They are fully adjustable and precisely engineered with a special design based on the Coanda effect, the natural tendency of a fluid jet to be attracted to a nearby surface. The air blade coming out through their side slot follows the radiused profile and leaves the blower body with a 90° angle from the original direction. The negative pressure brings in a 20 times bigger wind volume allowing a high energy saving. They offer an excellent drying performance and eliminate static electricity.

- Length: 150 mm, 300 mm, 450 mm, 600 mm
- Typical applications: Water removal from surfaces  
Flocks and water blow off  
Water removal before stick and print
- Max working temperature **LT** 95°C
- Max working pressure **LP** 7 bar
- Thread specification **BSP, NPT**
- Thread size 1/4"
- Materials **Body** **V7** Aluminium,electroless nickel plated  
**B3** AISI 316 Stainless steel  
**Upper plate** **A9** Nickel plated steel  
**B3** AISI 316 Stainless steel



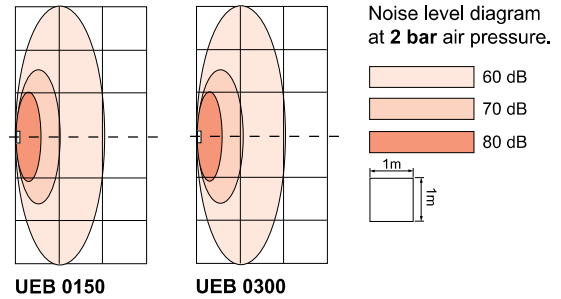

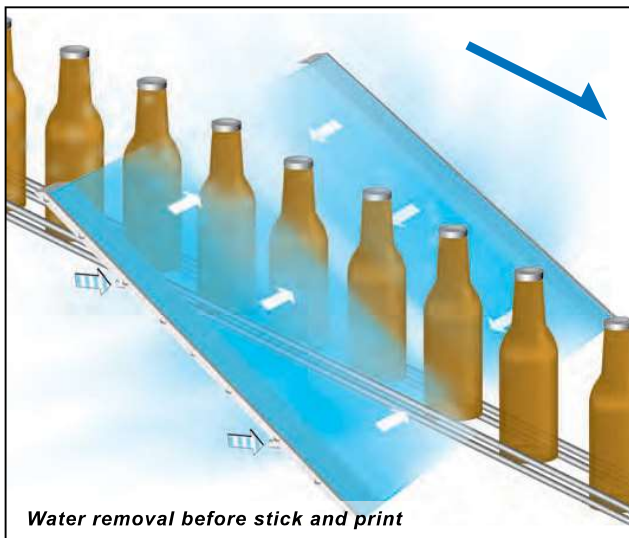
Code	RF inch	Air capacity (Nm <sup>3</sup> /min)										Dimensions						W kg	
		AI	AO	AI	AO	AI	AO	AI	AO	AI	AO	D1 mm	D2 mm	D3 mm	D4 mm	H1 mm	H2 mm		L mm
<b>UEB 0150 xx yy</b>	1/4"	0.26	4.70	0.34	6.00	0.42	7.10	0.51	8.60	0.60	10.6	20.0	110	75	-	8	12.5	150	0.3
<b>UEB 0300 xx yy</b>		0.52	9.40	0.68	12.0	0.84	14.2	1.02	17.2	1.20	21.2	22.5	85	150	-			300	0.7
<b>UEB 0450 xx yy</b>		0.78	14.1	1.03	18.0	1.26	21.3	1.53	25.8	1.80	31.8	22.5	135	90	270			450	0.9
<b>UEB 0600 xx yy</b>		1.03	18.7	1.40	24.0	1.68	28.4	2.04	34.4	2.40	42.4	22.5	185	150	300			600	1.4



The table shows the air capacity as a function of the air pressure whereas the below graphs show the noise level as a function of the front and side distances from the nozzle outlet at an operating pressure of 2 bar. The air flow leaving the nozzle orifice drags along ambient air, the air blade produced by the nozzle (AIR OUT) has a larger flow rate which is a multiple of the feed air flow (AIR IN).

**SAVE ENERGY AND INCREASE THE AMOUNT OF WIND**

The compressed air exits through the side slot following the radiused profile and leaves the body with an angle of 90° from the original direction. The negative pressure brings in 20 times wind volume and saves energy consumption greatly.



**HOW TO MAKE UP THE NOZZLE CODE**  
EX.: UEB 0150 V7SG

**UEB 0150 xx yy**

- NOZZLE TYPE**: 0150 - 150 mm, 0300 - 300 mm, 0450 - 450 mm, 0600 - 600 mm
- MATERIAL**: V7 - Aluminium, electroless nickel plated; B3 - AISI 316 Stainless steel
- THREAD CODES**: SG - BSP; SN - NPT